



Photo: Shani Turke, PMA2020

PMA2020/BURKINA FASO

NOVEMBER 2017 - JANUARY 2018 (ROUND 5)

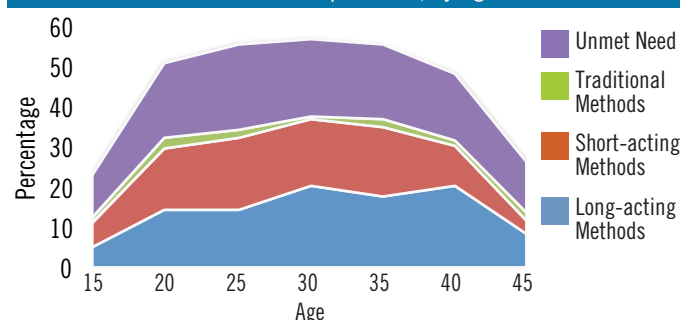
Performance Monitoring and Accountability 2020 (PMA2020) uses innovative mobile technology to support low-cost, rapid-turnaround surveys to monitor key indicators for family planning. The project is implemented by local universities and research organizations in 11 countries, deploying a cadre of female resident enumerators trained in mobile-assisted data collection. PMA2020/Burkina Faso is led by l'Institut Supérieur des Sciences de la Population (ISSP) at the Université Ouaga I Pr Joseph Ki-Zerbo. Overall direction and support is provided by the Bill & Melinda Gates Institute for Population and Reproductive Health at the Johns Hopkins Bloomberg School of Public Health through a grant from the Bill & Melinda Gates Foundation.

For more information, please visit <http://www.pma2020.org>

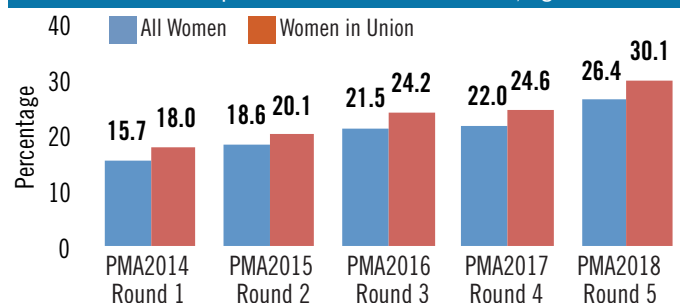
KEY FAMILY PLANNING INDICATORS

Select Family Planning Indicators Across Recent Surveys						
All Women (n=3,512) and Women in Union (n=2,413), Age 15-49						
	Round 3 March-May 2015		Round 4 Nov 2016- Jan 2017		Round 5 Nov 2017- Jan 2018	
	All Women	Women in union	All Women	Women in union	All Women	Women in union
Contraceptive Prevalence Rate (CPR) (%)						
All Methods CPR	22.8	25.5	23.0	25.5	28.0	31.7
Modern Method Use (mCPR)	21.5	24.2	22.0	24.6	26.4	30.1
Long Acting CPR	9.6	11.5	10.7	12.7	13.7	16.6
Total Unmet Need	24.2	29.3	24.5	28.8	16.8	20.2
For Limiting	4.3	5.5	4.5	5.5	3.3	4.0
For Spacing	19.8	23.8	20.0	23.4	13.5	16.2
Total Demand	47.0	54.8	47.4	54.3	44.8	51.8
Demand Satisfied by Modern Method (%)	45.8	44.2	46.4	45.3	58.9	58.2

Unmet Need and Contraceptive Use, by Age (All Women)



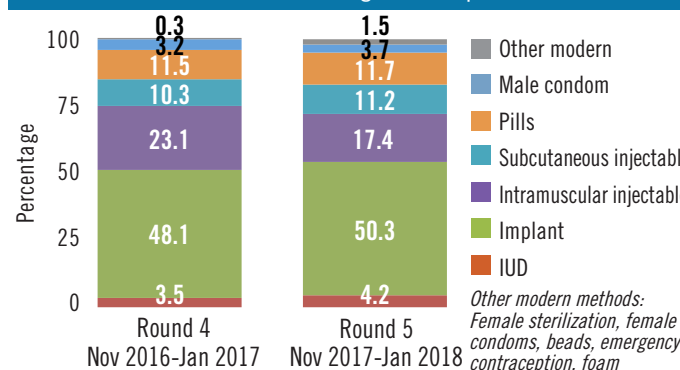
Modern Contraceptive Prevalence Rate (Women, Age 15-49)



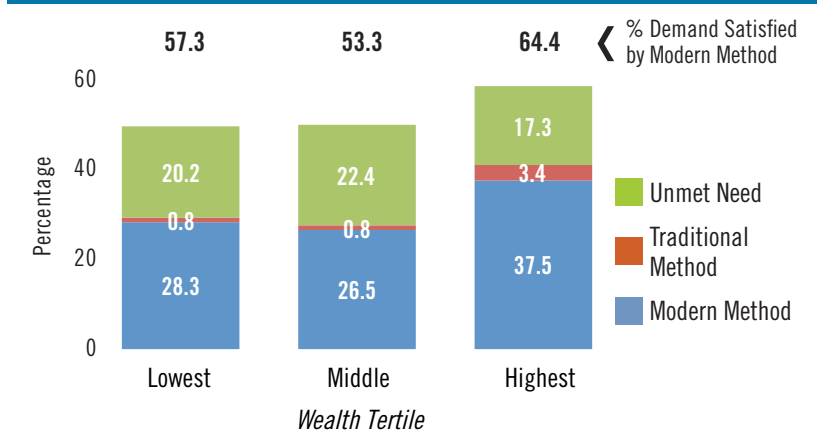
Fertility Indicators (All Women, Ages 15-49)

	Round 3 March-May 2015	Round 4 Nov 2016- Jan 2017	Round 5 Nov 2017- Jan 2018
Last Birth Unintended (%)	32.5	32.4	27.0
Wanted Later	28.5	29.5	25.7
Wanted No More	4.1	2.9	1.3

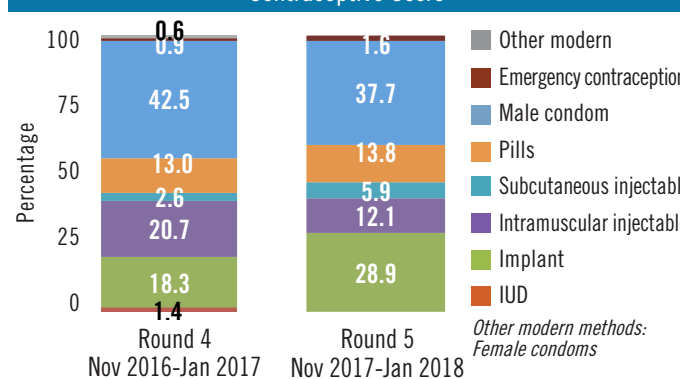
Current Modern Method Mix Among Contraceptive Users in Union



Current Use and Unmet Need Among Women in Union of Reproductive Age, by Wealth Tertile



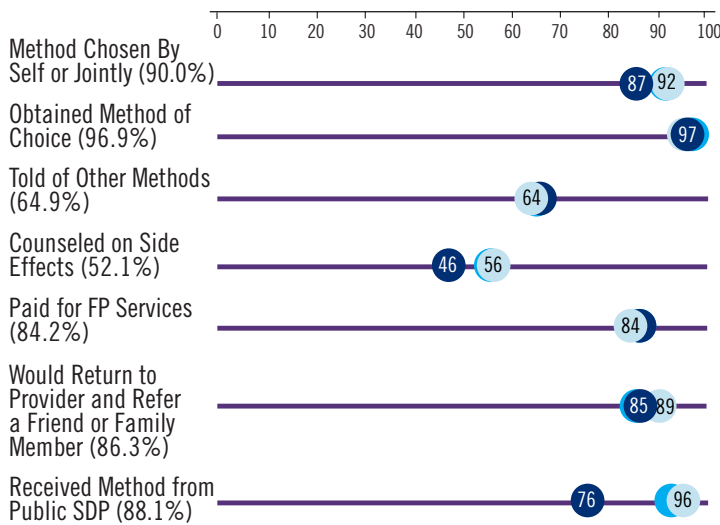
Current Modern Method Mix Among Unmarried Sexually Active Contraceptive Users



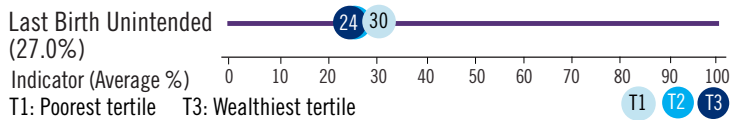
PMA2020/BURKINA FASO (ROUND 5)

INDICATORS FOR ACCESS, EQUITY, QUALITY AND CHOICE

For Current Modern Contraceptive Users, Indicators by Wealth Tertiles

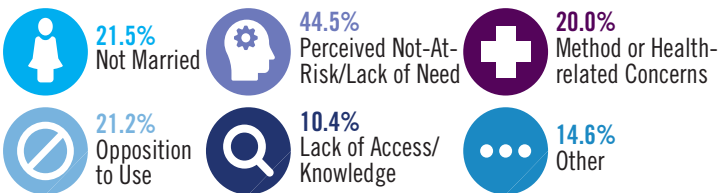


Births in the Past Five Years, or Current Pregnancies



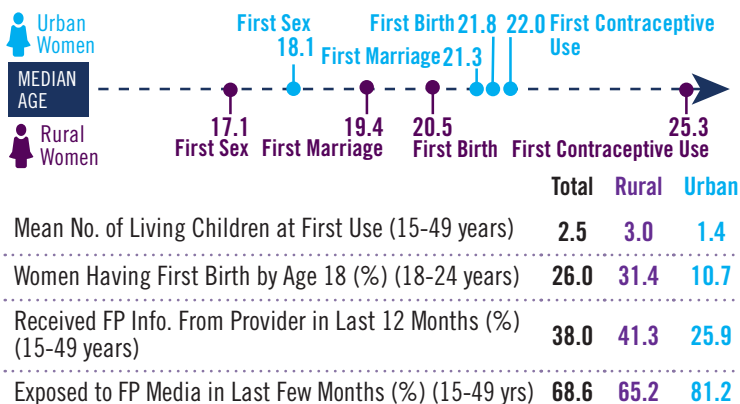
For Current Female Non-Users

Reasons Mentioned for Non-Use Among All Women Wanting to Delay the Next Birth Two or More Years (%)



Note: Respondents were able to select more than one answer.

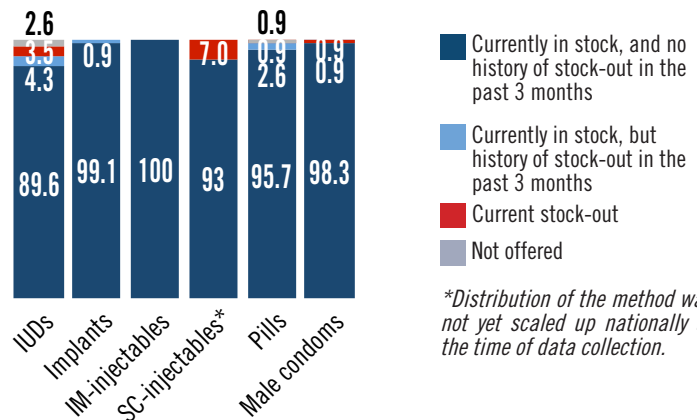
Reproductive Health and Contraceptive Indicators



SAMPLE DESIGN

PMA2017/Burkina Faso Round 5 used a two-stage cluster design with urban-rural strata. A sample of 83 enumeration areas (EAs) was drawn from the l'Institut National de la Statistique et de la Démographie (INSD) master sampling frame. In each EA, 35 households and up to three private service delivery points (SDPs) were selected. Up to three public SDPs serving that EA were also selected. Households were systematically selected using the "Random Number Generator" application. Occupants in selected households were enumerated, and eligible women (women of reproductive age, 15-49) were contacted and consented for interviews. Data collection was conducted between November 2017 and January 2018. The final sample included a total of 2,811 households (98.5% response rate), 3,512 females (97.8% response rate) and 130 SDPs (97.7% response rate).

Percent of Public Facilities Offering Family Planning with Methods in Stock on Day of Interview (n=115)



*Distribution of the method was not yet scaled up nationally at the time of data collection.

Percent of Public Facilities With At Least 3 or 5 Modern Contraceptive Methods, by Facility Type

Facility Type	3 or more methods	5 or more methods
Hospital	100.0	100.0
Surgery Center	100.0	100.0
Health Center	100.0	100.0
Total	100.0	100.0

Service Delivery Points

Among All Service Delivery Points (%)

Offering Family Planning	100.0
With Mobile Teams Visiting Facility in Last 12 Mths	52.2
Supporting CHWs from this SDP	38.3

Among Service Delivery Points Offering FP Services

Average Number of Days Per Week FP is Offered	6.9
Offering Female Sterilization (%)	20.9
Offering FP Counseling/Services to Adolescents (%)	100.0
Charging General User Fees For FP Services (%)	17.4
Availability of Instruments or Supplies for Implant Insertion/Removal* (%)	94.8
Availability of Instruments or Supplies for IUDs** (%)	100.0

*Among SDPs that provide implants. Instruments/supplies include: Clean Gloves, Antiseptic, Sterile Gauze Pad or Cotton Wool, Local Anesthetic, Sealed Implant Pack, Surgical Blade
 **Among SDPs that provide IUDs. Instruments/supplies include: Sponge-holding forceps, Speculums (large and medium), and Tenaculum